



20 23

ANNUAL REPORT

NATIONAL
SWINE
REGISTRY

A Message from the NSR

To the Members and Stakeholders of the National Swine Registry,

It is our pleasure to present the following information as compiled in the annual report of the National Swine Registry, a partnership comprised of the American Yorkshire Club, Hampshire Swine Registry, United Duroc Swine Registry and the American Landrace Association. The Yorkshire, Hampshire, and Duroc associations each represent a 30 percent stake in the financial affairs of the NSR, while the Landrace are represented by 10 percent. Collectively, these four breeds represent more than 80 percent of the purebred hog registrations in the country and are incorporated into the breeding schemes utilized by commercial swine production throughout the world. The structure of the NSR is such that nearly all the income and expenses accrue to and flow through the organization.

2023 was certainly a year that presented challenges but great opportunities as well. Despite slightly lower sale totals, increased facility costs, and changes to and reductions in staff positions, the National Swine Registry was still able to achieve success. The organization was able to me continue virtual and online merchandising events. The Draft Virtual Sire Sale, in its fourth year, grossed the highest it ever has. The Collector's Edition Bred Female Sale was up from 2022. The Exposition sale was up year-over-year, with two record sellers. Additionally, online bidding services have been and will continue to be utilized to help members capture maximum value at NSR events. One assumption when drafting the 2017 Long Range Strategic Plan was selling fewer pigs for a higher average; this trend has continued as

well. International litter recording, reduced due to the inability to travel and promote our genetic program, are poised to rebound in early 2024.

NJSA continues to be the driver of much of our business, with youth swine projects driving demand for purebred genetics. The interest in swine exhibition has never been higher, and NSR governance has created new opportunities through programs like the Purebred-Influenced, Light, and Dark Crossbred Divisions at all NJSA events, new or reimagined shows and events, and expanded premium and award recognition. Additionally, the NSR Foundation, aided by the creation of numerous new scholarships, has a record number of funds available to help future leaders grow and develop through scholarship programs and leadership opportunities.

Despite all these exciting advancements, the driver of success for the registry continues to be the support and resiliency of our membership. We humbly invite you as members to study the status of the association carefully.

A heartfelt thank you goes out to each of our staff for your exceptional efforts and commitment to the NSR membership. Your work ethic, professional service, and resiliency does not go unnoticed. Additionally, thank you to our dedicated breed boards and executive committee members for your leadership and service to the largest swine breed registry in America.

Looking forward to continued success in 2024!

Douglas Newcom, PhD
Lisa Kennedy

MEET THE BOARDS

NSR EXECUTIVE COMMITTEE

Chairman: Justin Rodibaugh

Vice Chairman: Doug Albright

Nick Hofschulte
Travis Platt
Ben Olsen
Mike Watson
Jonas McGrew
Shon Grimm
Don R. Smith
Earl Dotson

NJSA YOUTH ADVISORY BOARD

Industry Rep: Kent Bennington, Indiana

NJSA Alumni Rep.: Shandy Bertolino, Illinois

NJSA Alumni Rep.: Greg Krahn, Indiana

Academia Rep.: Kyle Mendes, Florida

Academia Rep.: Morgan Wonderly, California

At-Large Rep.: Lexi Amman, Illinois

Berkshire Rep.: Austin Lane, Iowa

NJSA BOARD OF DIRECTORS

President: Madalyn Friend, Indiana

VP of Operations: Lexi Lichty, Illinois

VP of Communications: Kaley Pieper, Colorado

DUROC BOARD OF DIRECTORS

President: Wade Hendricks

VP: John Huinker

Justin Rodibaugh
Doug Stewart
Derek Bartholemew
Chuck Real
Randy Shipley

HAMPSHIRE BOARD OF DIRECTORS

President: Shon Grimm

VP: Jim Kilmer

Earl Dotson
Pat Arkfield
Robby Meeker
Lee Cain
Steve Rodibaugh

LANDRACE BOARD OF DIRECTORS

President: Kyle Crowder

VP: Ben Lenig

Carter Schulte
Austin Kindschi
Kyle Knauth
Becca Brattain
Lance Strange

YORKSHIRE BOARD OF DIRECTORS

President: Jared Frueh

VP: Nick Hofschulte

Broc Thompson
Travis Platt
Mark Hoge
Mike Fagg
Wayne Huinker

TOP

LITTER RECORDING FIRMS

DUROC

| Rank | Firm | Litters |
|------|--|---------|
| 1. | CR, 1CR, CRSH, CEDAR RIDGE GENETICS, IL | 487 |
| 2. | CBS, CBSM, CBSW, COMPART'S BOAR STORE, MN | 418 |
| 3. | WFD, WFDL, WFDW, WALDO GENETICS, NE | 385 |
| 4. | DZS, ZEHR FARMS, IL | 108 |
| 5. | DPF, DRAKE PUREBRED FARMS, IN | 101 |
| 6. | HP, HOWARD PARRISH, OH | 89 |
| 7. | MFF, ACUITY GENETICS, IL | 74 |
| 8. | HD, HUINKER DUROCS LTD, IA | 73 |
| 8. | SDH, SHIPLEY SWINE GENETICS, OH | 73 |
| 10. | QSF, JERRY HUFFINGTON, IL | 65 |
| 11. | ESSP, EGGERS & SAMPSON SHOWPIGS, IA | 64 |
| 11. | SDF, STEWARTS DUROC FARM, IA | 64 |
| 11. | JRS, JRSP, JACK RODIBAUGH & SONS, IN | 64 |
| 14. | BEYE, BEYERS FARMS, IL | 61 |
| 15. | ABD, DANNER LIVESTOCK LLC, IN | 54 |
| 16. | CRE, CHARLES REAL, TX | 51 |
| 17. | DCM, DAVID MARTIN, IA | 48 |
| 17. | GRUS, SHAFFERS GOLDRUSH, IN | 48 |
| 19. | RWG, R W GENETICS INC, TX | 46 |
| 20. | LSNB, LETTOW SHOW PIGS/NICK BERRY, IA | 43 |
| 21. | KTB, KENT BRATTAIN & FAMILY, IN | 42 |
| 22. | NAJO, AUSTIN JOOSTBERNS, MI | 41 |
| 23. | TBRO, THOMPSON BROTHERS GENETICS, OH | 38 |
| 24. | WLLH, WADE & LEE HENDRICKS, IN | 36 |
| 25. | CDO, CHUCK OR BEN OLSEN, SD | 34 |

HAMPSHIRE

| Rank | Firm | Litters |
|------|---|---------|
| 1. | EC, EARL CAIN & FAMILY, IA | 120 |
| 2. | HJA, CURTIS HARAWAY AND SONS, AL | 99 |
| 3. | HH, HEIMER HAMPSHIRE, MO | 76 |
| 4. | DPF, DRAKE PUREBRED FARMS, IN | 51 |
| 5. | MF, MARLAND FARMS, IA | 47 |
| 6. | DCM, DAVID MARTIN, IA | 46 |
| 6. | GRUS, SHAFFERS GOLDRUSH, IN | 46 |
| 8. | BOLN, BRENT BOLEN, IL | 39 |
| 9. | ABD, DANNER LIVESTOCK LLC, IN | 36 |
| 10. | 7WPH, WALKER PARK HAMPS, MO | 33 |
| 10. | SAVG, SAVAGE GENETICS, OK | 33 |
| 12. | RMF, ROBERT MEEKER, IL | 32 |
| 13. | JRS, JRSP, JACK RODIBAUGH & SONS, IN | 31 |
| 14. | DHS, HARVEY SHOW STOCK, IN | 30 |
| 15. | DFH, DAY FARMS HAMPS, OK | 29 |
| 16. | ASP, AUTREY SHOW PIGS, IN | 26 |
| 17. | CR, 1CR, CRSH, CEDAR RIDGE GENETICS, IL | 25 |
| 18. | BAAD, KYLE & LAURA BAAD, NE | 24 |
| 19. | JSE, STEVE & DEREK EARNHART FAMILIES, IN | 23 |
| 20. | DPK, KILMER SWINE FARMS INC, IN | 22 |
| 20. | GMW, GEORGE & MIKE WATSON, IN | 22 |
| 22. | JL, JOE LANCASTER, OK | 20 |
| 22. | KTB, KENT BRATTAIN & FAMILY, IN | 20 |
| 24. | DOT, DOTSON HAMPSHIRE, MO | 18 |
| 25. | TPSP, PLATT SHOW PIGS, IN | 17 |
| 25. | BKBF, BOWEN HAMPS & YORKS, IL | 17 |

LANDRACE

| Rank | Firm | Litters |
|------|--|---------|
| 1. | CR, 1CR, CRSH, CEDAR RIDGE GENETICS, IL | 739 |
| 2. | WFD, WFDL, WFDW, WALDO GENETICS, NE | 307 |
| 3. | CBS, CBSM, CBSW, COMPART'S BOAR STORE, MN | 131 |
| 4. | MFF, ACUITY GENETICS, IL | 117 |
| 5. | DPF, DRAKE PUREBRED FARMS, IN | 33 |
| 6. | KTB, KENT BRATTAIN & FAMILY, IN | 32 |
| 6. | JMG, MCGREW SHOWPIGS, IL | 32 |
| 8. | WCMP, LANCE & MITCHELL WESTCAMP, OH | 13 |
| 9. | LAG, GRANT LAZARUS III, PA | 12 |
| 10. | OTTN, MARK & SANDY OTTENWALTER, CA | 9 |
| 11. | MFUG, MADDIE FUGATE, IL | 7 |
| 12. | GLMR, GUS L MITCHEM, OH | 6 |
| 13. | KORB, KORB FARMS INC, OH | 5 |
| 13. | SAMS, SAM SCHER, IN | 5 |
| 15. | KSF, AUSTIN KINDSCHI, OK | 4 |
| 15. | SJM, SAM MALCOLM & FAMILY, IN | 4 |
| 15. | KEBY, KAYLA & DEREK BARKER, OH | 4 |
| 18. | DITT, DITTMER SHOWPIGS, IN | 3 |
| 18. | ID, ISLER GENETICS, OH | 3 |
| 18. | 1TGS, KIRSTEN SHAFER, AR | 3 |
| 18. | TMGS, TAYLOR MADE GENETICS, IL | 3 |
| 22. | CAMV, CAMERON VAUGHAN, OH | 2 |
| 22. | BSBS, BS SHOWPIGS, IN | 2 |
| 22. | JVY, JOHN VAUBEL & FAMILY, OH | 2 |
| 22. | 3CSP, SHELLEY & STEPHEN CONRAN, TX | 2 |
| 22. | NBL, NATHAN & BEN LENIG, IN | 2 |
| 22. | WTX, WINTEX FARMS, TX | 2 |
| 22. | M, BRIAN MITCHEM & FAMILY, IN | 2 |
| 22. | KHOW, KEVIN HOWELL, TX | 2 |
| 22. | JMN, MCNAMEE SHOWPIGS, OH | 2 |

YORKSHIRE

| Rank | Firm | Litters |
|------|--|---------|
| 1. | CR, 1CR, CRSH, CEDAR RIDGE GENETICS, IL | 690 |
| 2. | WFD, WFDL, WFDW, WALDO GENETICS, NE | 431 |
| 3. | CBS, CBSM, CBSW, COMPART'S BOAR STORE, MN | 332 |
| 4. | MSU, MICHIGAN STATE UNIVERSITY, MI | 152 |
| 5. | WJH, WAYNE J HUINKER, IA | 141 |
| 6. | MFF, ACUITY GENETICS, IL | 79 |
| 7. | JRS, JACK RODIBAUGH & SONS, IN | 74 |
| 8. | LFC, LORENZEN FARMS, IL | 70 |
| 9. | OSU, OKLAHOMA STATE UNIVERSITY, OK | 62 |
| 10. | TBRO, THOMPSON BROTHERS GENETICS, OH | 59 |
| 11. | CDO, CHUCK OR BEN OLSEN, SD | 51 |
| 12. | DJDS, D J & AMARA SANDERS, IL | 45 |
| 12. | HGKH, HAHN GENETICS, IN | 45 |
| 14. | DPK, KILMER SWINE FARMS INC, IN | 40 |
| 15. | SDH, SHIPLEY SWINE GENETICS, OH | 39 |
| 16. | KDK, KEVIN & AUBREY KILLEY, IL | 38 |
| 17. | CRE, CHARLES REAL, TX | 34 |
| 18. | CRHK, MCCULLOH FAMILY, IA | 32 |
| 19. | VLY, VALLEY YORKSHIRE, MN | 31 |
| 20. | OLVR, OLIVER FARMS FAMILY, GA | 30 |
| 20. | TPSP, PLATT SHOW PIGS, IN | 30 |
| 22. | OBC, ROBINSON LIVESTOCK, MO | 28 |
| 23. | CDAY, CHAD DAY & FAMILY, IN | 27 |
| 24. | RRF, ROBIN RIDGE FARM, LLC, IN | 26 |
| 25. | ACGF, HOPE & REAGAN FLASPOHLER, IN | 24 |

POSTWEANING DATA CONTRIBUTORS BY FIRM

DUROC

| Rank | Firm | Records |
|------|--------------------------|---------|
| 1. | COMPART'S BOAR STORE, MN | 1431 |
| 2. | CEDAR RIDGE GENETICS, IL | 1008 |
| 3. | WALDO GENETICS, NE | 805 |

LANDRACE

| Rank | Firm | Records |
|------|----------------------------|---------|
| 1. | CEDAR RIDGE GENETICS, IL | 1972 |
| 2. | WALDO GENETICS, NE | 718 |
| 3. | COMPART'S BOAR STORE, MN | 565 |
| 4. | BRIAN MITCHEM & FAMILY, IN | 3 |

JUNIOR RECORDERS

DUROC

| Rank | Junior Recorder | Litters |
|------|--|---------|
| 1. | CAIN, THE CAIN KIDS, IA | 49 |
| 2. | HHMX, MAX HEIMER, MO | 45 |
| 3. | ABF, LILY, WILLOW, BRIGGS BECK & KAYLA BAKER, IN | 43 |
| 4. | 4BFF, KADEN & EMERSEN BUTTS, WI | 33 |
| 5. | OAB, OLSON FARMS, IL | 29 |

LANDRACE

| Rank | Junior Recorder | Litters |
|------|--|---------|
| 1. | JJ, TY JONES, KY | 33 |
| 2. | KOLT, KOLTON O & KNOX V KNAUTH, IL | 20 |
| 3. | AGTC, ASHLEY/GARRETT/TYLER CROWDER, IN | 7 |
| 3. | CLAU, LYLA, TOBIAS & KIAREE CLAUSON, IN | 7 |
| 3. | ABF, LILY, WILLOW, BRIGGS BECK & KAYLA BAKER, IN | 7 |

SOW PRODUCTIVITY DATA CONTRIBUTORS

DUROC

| Rank | Firm | SPI Litters |
|------|--------------------------|-------------|
| 1. | CEDAR RIDGE GENETICS, IL | 343 |
| 2. | WALDO GENETICS, NE | 299 |
| 3. | COMPART'S BOAR STORE, MN | 297 |
| 4. | HOWARD PARRISH, OH | 74 |
| 5. | DRAKE PUREBRED FARMS, IN | 71 |

LANDRACE

| Rank | Firm | SPI Litters |
|------|--------------------------|-------------|
| 1. | CEDAR RIDGE GENETICS, IL | 658 |
| 2. | WALDO GENETICS, NE | 266 |
| 3. | COMPART'S BOAR STORE, MN | 106 |
| 4. | DRAKE PUREBRED FARMS, IN | 27 |
| 5. | TY JONES, KY | 23 |

HAMPSHIRE

| Rank | Firm | Records |
|------|----------------------------|---------|
| 1. | CEDAR RIDGE GENETICS, IL | 78 |
| 2. | BRIAN MITCHEM & FAMILY, IN | 5 |

YORKSHIRE

| Rank | Firm | Records |
|------|--------------------------|---------|
| 1. | CEDAR RIDGE GENETICS, IL | 1962 |
| 2. | COMPART'S BOAR STORE, MN | 1252 |
| 3. | WALDO GENETICS, NE | 1117 |

HAMPSHIRE

| Rank | Junior Recorder | Litters |
|------|--|---------|
| 1. | ANEF, ALEXIS & ELLIOT FUNKHOUSER, IN | 25 |
| 1. | AGTC, ASHLEY/GARRETT/TYLER CROWDER, IN | 25 |
| 3. | KOLC, KEWANEE KIDS, GA | 16 |
| 3. | SCLS, COLTON & COLBIE STREMSTERFER, IL | 16 |
| 3. | RCW, JAYDYN & JENNA WEHMER, IN | 16 |

YORKSHIRE

| Rank | Junior Recorder | Litters |
|------|--|---------|
| 1. | ABF, LILY, WILLOW, BRIGGS BECK & KAYLA BAKER, IN | 61 |
| 2. | MIE, ETHAN/ISABEL/MARSHALL STOHLQUIST, IL | 43 |
| 3. | JNCY, AUTUMN/TEGAN/ADELE JOHNSON, IN | 35 |
| 4. | 1CAR, RUTH ANN & COLE CARITY, OH | 26 |
| 5. | KOLC, KEWANEE KIDS, GA | 14 |

HAMPSHIRE

| Rank | Firm | SPI Litters |
|------|--------------------------|-------------|
| 1. | EARL CAIN & FAMILY, IA | 104 |
| 2. | MARLAND FARMS, IA | 42 |
| 3. | DRAKE PUREBRED FARMS, IN | 39 |
| 4. | ROBERT MEEKER, IL | 35 |
| 5. | CEDAR RIDGE GENETICS, IL | 20 |

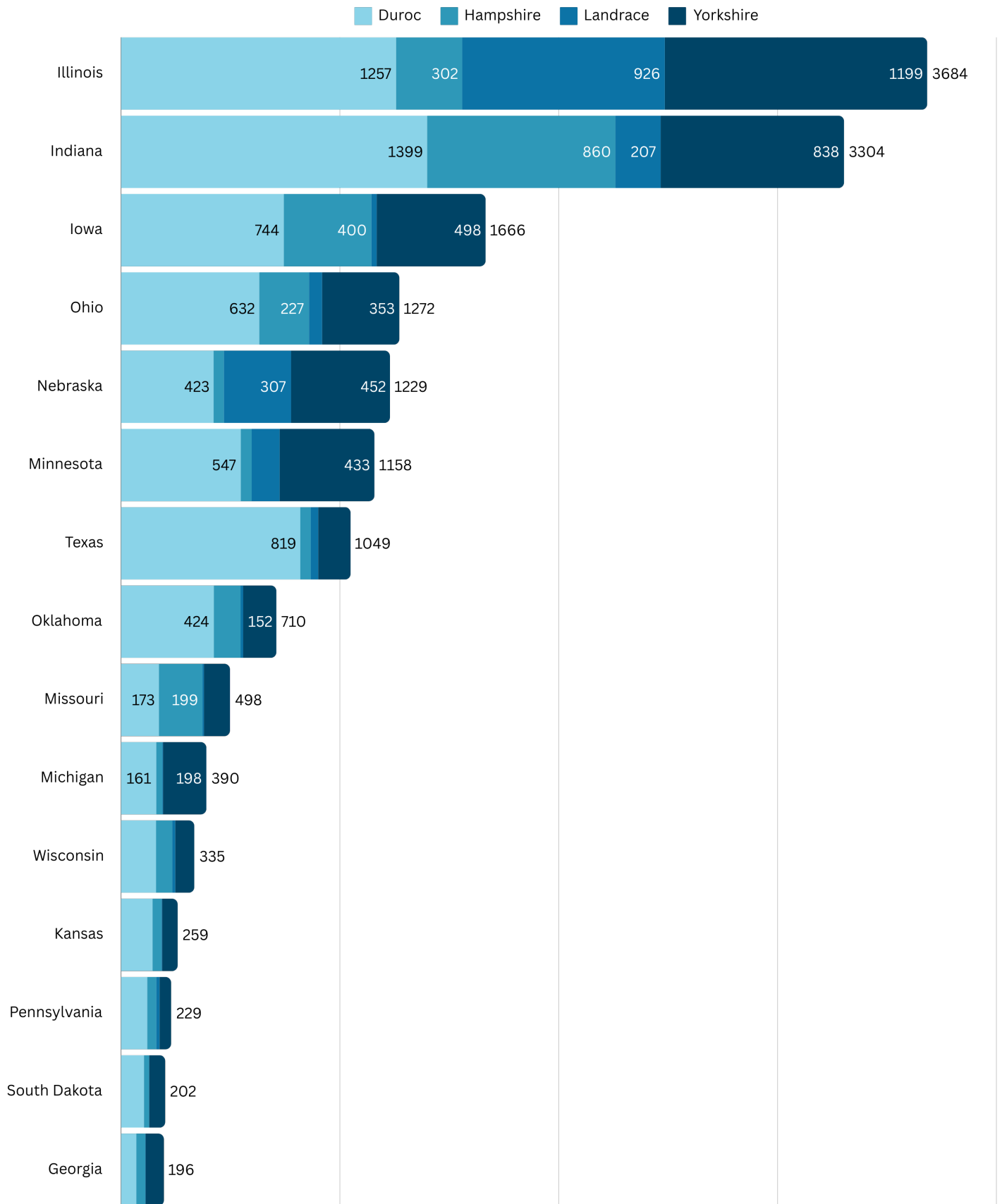
YORKSHIRE

| Rank | Firm | SPI Litters |
|------|-------------------------------|-------------|
| 1. | CEDAR RIDGE GENETICS, IL | 647 |
| 2. | WALDO GENETICS, NE | 390 |
| 3. | COMPART'S BOAR STORE, MN | 262 |
| 4. | MICHIGAN STATE UNIVERSITY, MI | 152 |
| 5. | WAYNE J HUINKER, IA | 113 |

LITTER RECORDING BY STATE

| State | Total | Duroc | Hampshire | Landrace | Yorkshire |
|----------------|-------------|-------------|------------|------------|-------------|
| Illinois | 3684 | 1257 | 302 | 926 | 1199 |
| Indiana | 3304 | 1399 | 860 | 207 | 838 |
| Iowa | 1666 | 744 | 400 | 24 | 498 |
| Ohio | 1272 | 632 | 227 | 60 | 353 |
| Nebraska | 1229 | 423 | 47 | 307 | 452 |
| Minnesota | 1158 | 547 | 50 | 128 | 433 |
| Texas | 1049 | 819 | 48 | 34 | 148 |
| Oklahoma | 710 | 424 | 122 | 12 | 152 |
| Missouri | 498 | 173 | 199 | 7 | 119 |
| Michigan | 390 | 161 | 28 | 3 | 198 |
| Wisconsin | 335 | 160 | 74 | 14 | 87 |
| Kansas | 259 | 144 | 41 | 3 | 71 |
| Pennsylvania | 229 | 120 | 41 | 15 | 53 |
| South Dakota | 202 | 105 | 24 | - | 73 |
| Georgia | 196 | 70 | 41 | 1 | 84 |
| Kentucky | 193 | 58 | 28 | 36 | 71 |
| Tennessee | 114 | 68 | 11 | - | 35 |
| Alabama | 110 | 5 | 103 | - | 2 |
| California | 103 | 55 | 5 | 19 | 24 |
| Maryland | 98 | 44 | 30 | 1 | 23 |
| Arkansas | 65 | 32 | 2 | 5 | 26 |
| Louisiana | 54 | 36 | 8 | - | 10 |
| Florida | 50 | 21 | 2 | 2 | 25 |
| Colorado | 38 | 35 | 1 | - | 2 |
| Oregon | 36 | 22 | 4 | 1 | 9 |
| North Carolina | 33 | 22 | 5 | - | 6 |
| New York | 30 | 13 | 7 | - | 10 |
| Arizona | 28 | 17 | 4 | 2 | 5 |
| West Virginia | 22 | 10 | 5 | 1 | 6 |
| North Dakota | 18 | 10 | 3 | - | 5 |
| Virginia | 16 | 9 | 2 | - | 5 |
| Delaware | 13 | 7 | 2 | - | 4 |
| Mississippi | 13 | 13 | - | - | - |
| Idaho | 8 | 2 | - | - | 6 |
| Washington | 8 | 7 | - | - | 1 |
| Utah | 6 | 6 | - | - | - |
| New Mexico | 5 | 2 | 1 | - | 2 |
| Montana | 5 | 5 | - | - | - |
| Wyoming | 4 | 2 | 1 | - | 1 |
| South Carolina | 3 | 2 | - | 1 | - |
| New Jersey | 1 | - | - | - | 1 |
| New Hampshire | 1 | 1 | - | - | - |

LITTER RECORDING TOP 15 STATES



2023 NATIONAL PREMIER SIRES

DUROC



HMX2 STATEMENT DAY 318-2
Upperhand Genetics, IN

Reserve National Premier
ABD0 STAY IN YOUR LANE 20-2
Purple Power Boar Stud, IN

HAMPSHIRE



GMW1 CONVICTION 9-7
Cain Super Sires, IA

Reserve National Premier
TRU1 TRU VALUE 7-1
Hi Point Genetics, IL

LANDRACE



JMG1 HAPPY HOUR 7-10
Crossroads Genetics, IN

Reserve National Premier
JMG9 TIMINGS RIGHT 27-8
Purple Power Boar Stud, IN

YORKSHIRE



JRS1 FOOTPRINT 20-7
Crossroads Genetics, IN

Reserve National Premier
GABR1 WHY NOT US 21-8
Beaman Showstock, IN

2023 AI CERTIFICATE AWARDS

DUROC

CROSSROADS GENETICS
INDIANA
618 Certificates

HAMPSHIRE

HI POINT GENETICS
ILLINOIS
333 Certificates

LANDRACE

CROSSROADS GENETICS
INDIANA
187 Certificates

YORKSHIRE

CROSSROADS GENETICS
INDIANA
277 Certificates

2023 MOST INFLUENTIAL SIRES

DUROC



| Rank | Sire | Litters |
|------|-----------------------------|---------|
| 1. | LSNB2 MAIN MAN 59-2 | 189 |
| 2. | HHMX2 STATEMENT DAY 318-2 | 177 |
| 3. | OAB1 WORK OF ART 13-2 | 143 |
| 4. | ABD0 STAY IN YOUR LANE 20-2 | 121 |
| 5. | MAMD0 BURY MY BONES 5-6 | 118 |

HAMPSHIRE



| Rank | Sire | Litters |
|------|--------------------------|---------|
| 1. | BOLN1 ICE 54-1 | 91 |
| 2. | TRU1 TRU VALUE 7-1 | 85 |
| 3. | GMW1 CONVICTION 9-7 | 67 |
| 4. | ABD1 HOW YOU DOING 139-1 | 66 |
| 5. | HH1 CUSS A LITTLE 324-4 | 58 |

LANDRACE



| Rank | Sire | Litters |
|------|-----------------------------|---------|
| 1. | JMG1 HAPPY HOUR 7-10 | 153 |
| 2. | JMG9 TIMINGS RIGHT 27-8 | 43 |
| 3. | TWL1 TRACK RECORD 107-5 | 36 |
| 4. | AB 2 SNEAK PEEK 6-7 | 27 |
| 5. | KSF2 HIGH HEAT 85-2 | 25 |

YORKSHIRE



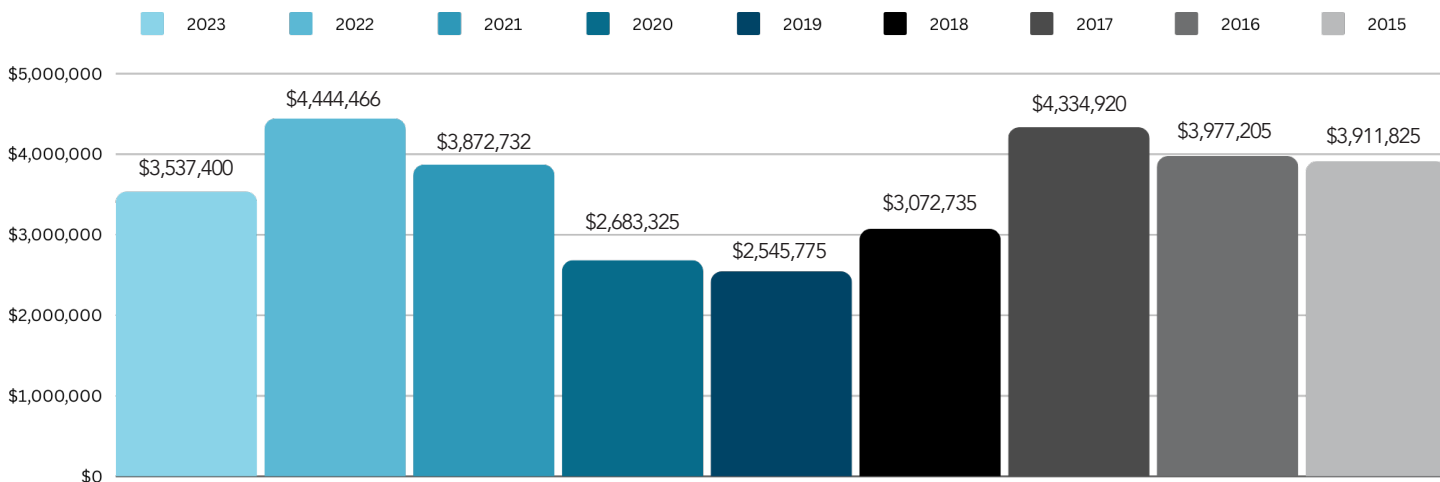
| Rank | Sire | Litters |
|------|----------------------------|---------|
| 1. | JRS1 FOOTPRINT 20-7 | 146 |
| 2. | TSP1 HIT STICK 26-8 | 112 |
| 3. | MIE2 ALL BY MYSELF 24-5 | 108 |
| 4. | MIE0 WALKS ALONE 5-1 | 90 |
| 5. | JALR0 HOT TAKE 47-3 | 85 |

2023 SALE SUMMARY

| | 2023 | 2022 | 2021 | 2020 | 2019 | 2018 | 2017 | 2016 | 2015 |
|--------------------|--------------------|--------------------|--------------------|--------------------|--------------------|--------------------|--------------------|--------------------|--------------------|
| WTC | \$245,500 | \$267,100 | \$168,700 | \$137,200 | \$111,075 | \$141,525 | \$191,050 | \$240,100 | \$151,700 |
| SWTC | \$300,975 | \$469,400 | \$350,875 | \$293,575 | \$332,850 | \$384,075 | \$562,075 | \$467,775 | \$531,800 |
| XTRA | | | \$37,825 | | \$56,050 | \$73,635 | \$69,745 | \$68,555 | \$117,625 |
| DRAFT | \$487,950 | \$437,050 | \$385,450 | \$333,575 | | | | | |
| WXP | \$955,500 | \$716,800 | \$829,700 | | \$698,825 | \$1,033,525 | \$1,162,425 | \$915,025 | \$911,000 |
| STC | \$895,750 | \$1,722,138 | \$1,132,650 | \$1,065,950 | \$733,975 | \$838,125 | \$1,351,500 | \$1,183,525 | \$1,043,975 |
| NBS | | | \$92,825 | \$284,000* | \$114,025 | \$94,075 | \$120,925 | \$177,075 | \$200,425 |
| Simply Southern | \$56,625 | | \$71,400 | \$59,900 | \$56,050 | | | | |
| Southwest Showcase | | \$26,350 | | | | | | | |
| Fall Classic | \$375,850 | \$505,275 | \$526,350 | \$509,125 | \$442,925 | \$507,775 | \$877,200 | \$925,150 | \$955,300 |
| NAILE | \$126,150 | \$212,000 | \$160,000 | | | | | | |
| Collectors Edition | \$93,100 | \$88,353 | \$116,957 | | | | | | |
| Total YTD | \$3,537,400 | \$4,444,466 | \$3,872,732 | \$2,683,325 | \$2,545,775 | \$3,072,735 | \$4,334,920 | \$3,977,205 | \$3,911,825 |

* The Midwestern – Indiana State Fair Open Show replacement

TOTAL ANNUAL SALES



2023 WALTON WEBCASTING EVENTS

| Event | Total Views |
|--|----------------|
| 2023 Southeast Regional Junior Showmanship and Crossbred Gilt Show | 10,597 |
| 2023 Southeast Regional Junior Gilt Show | 11,324 |
| 2023 Southeast Regional Junior Barrow Show | 11,890 |
| 2023 Winter Type Conference Open Show | 8,001 |
| 2023 Winter Type Conference Open Sale | 3,630 |
| 2023 Southwest Type Conference | 7,110 |
| 2023 The Draft Virtual Sire Sale Preview | 3,427 |
| 2023 The Exposition - Novice & Intermediate Showmanship | 2,285 |
| 2023 The Exposition - Junior & Senior Showmanship | 3,388 |
| 2023 The Exposition - Crossbred Gilts - Ring B | 10,073 |
| 2023 The Exposition - Crossbred Gilts - Ring A | 7,054 |
| 2023 The Exposition - Crossbred Barrows | 4,315 |
| 2023 The Exposition - Berk, Duroc, Hamp, Landrace, & York Barrow Show | 6,066 |
| 2023 The Exposition - Chester, Hereford, Poland, Spot, & Tam Barrow Show | 3,835 |
| 2023 The Exposition - Berks & Duroc Gilt Show | 9,068 |
| 2023 The Exposition - Hamp, Landrace & York Gilt Show | 8,019 |
| 2023 The Exposition - Chester, Hereford, Poland, Spot, & Tam Gilt Show | 4,071 |
| 2023 The Exposition - Berk, Hamp, Duroc, Landrace, York, & Cross Open Show | 7,878 |
| 2023 The Exposition Junior Gilt and Barrow Grand Drive | 2,863 |
| 2023 The Exposition - Berk, Duroc, Hamp, Landrace, York, & Crossbred Open Sale | 5,213 |
| 2023 NJSS Junior & Senior Showmanship | 5,092 |
| 2023 NJSS Junior Crossbred Barrows | 3,097 |
| 2023 NJSS Junior Crossbred Gilts | 6,524 |
| 2023 NJSS Novice & Intermediate Showmanship | 3,679 |
| 2023 NJSS Purebred Barrow Show - Berk, Duroc, Hamp, Landrace & York | 6,153 |
| 2023 NJSS Purebred Barrow Show - Chester, Hereford, Poland, Spots, Tamworth | 3,537 |
| 2023 NJSS Night of Champions | 4,331 |
| 2023 NJSS Purebred Gilt Show - Berk, Duroc | 10,196 |
| 2023 NJSS Purebred Gilt Show - Chester, Hereford, Poland, Spots & Tamworth | 3,960 |
| 2023 NJSS Purebred Gilt Show - Hamp, Landrace & York | 4,718 |
| 2023 NSR Fall Classic - Berk, Landrace, York, Hamp, Duroc & Cross Boars | 5,748 |
| 2023 NSR Fall Classic Weanling Grand Drive | 2,388 |
| 2023 NSR Fall Classic Weanling Pig Preview | 2,182 |
| Total | 191,712 |



GENETICS AND TECHNOLOGY

DOMESTIC ACTIVITIES DEVELOPMENT

SOUTHEAST REGIONAL/WINTER TYPE CONFERENCE

Perry, GA – January 15-21

SOUTHWEST TYPE CONFERENCE

Belton, TX – February 27-March 5

NATIONAL PEDIGREED LIVESTOCK COUNCIL

Ft. Worth, TX – May 1-4

WORLD PORK EXPO

Des Moines, IA – June 5-9

THE EXPOSITION

Des Moines, IA – June 9-17

NATIONAL JUNIOR SUMMER SPECTACULAR/SUMMER TYPE CONFERENCE

Louisville, KY – July 1-8

NJSA SOUTHWEST REGIONAL

Woodward, OK – August 30-September 4

NATIONAL PEDIGREED LIVESTOCK COUNCIL BOARD MEETING

Kansas City, MO – September 5-7

NJSA EASTERN REGIONAL

Hamburg, NY – October 4-7

FALL CLASSIC

Duncan, OK – October 16-22

NATIONAL SWINE IMPROVEMENT FEDERATION

St. Louis, MO – October 23-25

NORTH AMERICAN INTERNATIONAL LIVESTOCK EXPOSITION

Louisville, KY – November 2-5

NATIONAL PORK PRODUCER'S COUNCIL ANIMAL TRACEABILITY TASK FORCE MEETING

Des Moines, IA – November 8-9

NJSA WESTERN REGIONAL

Paso Robles, CA – November 10-12

COLLECTOR'S EDITION BRED FEMALE SALE

November 24

SHOWPIG.COM SHOWPIG SUMMIT

Nashville, TN – December 29-30

INTERNATIONAL MARKETING & DEVELOPMENT

USLGE ANNUAL MEETING

Ft. Worth TX – February 21-23

VIV ASIA

Bangkok, Thailand – March 8-10
Rep. by USLGE, China rep. Ms. Yvette Zhou

LEMAN CHINA CONFERENCE

Changsha, China – March 23-25
Rep. by Ms. Yvette Zhou

PHILIPPINE HOG RAISER'S CONVENTION

Manila, Philippines – April 27-29
Rep. by Mr. Bobby Badilla, Advira Trading Corp.

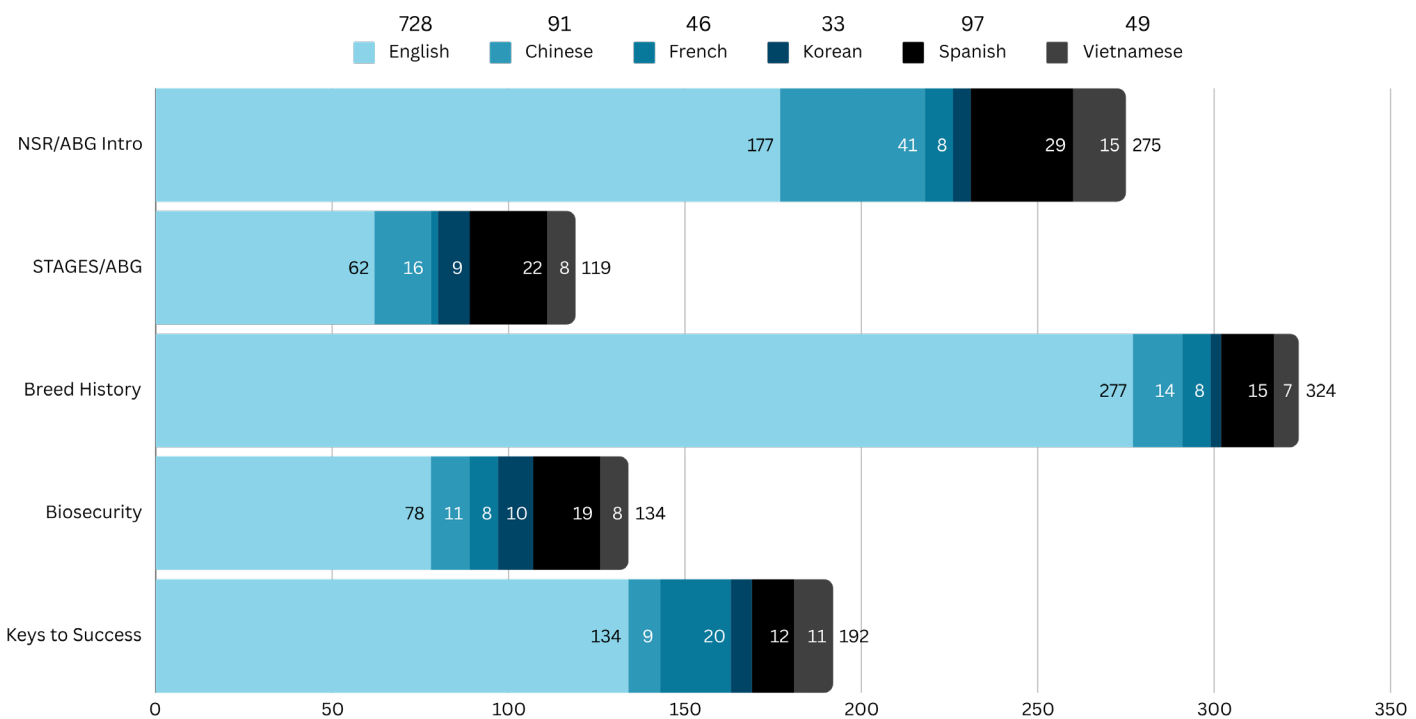
CHINA ANIMAL HUSBANDRY EXPO

Chengdu, China – May 18-20
Rep. by Ms. Yvette Zhou

LEMAN CHINA CONFERENCE

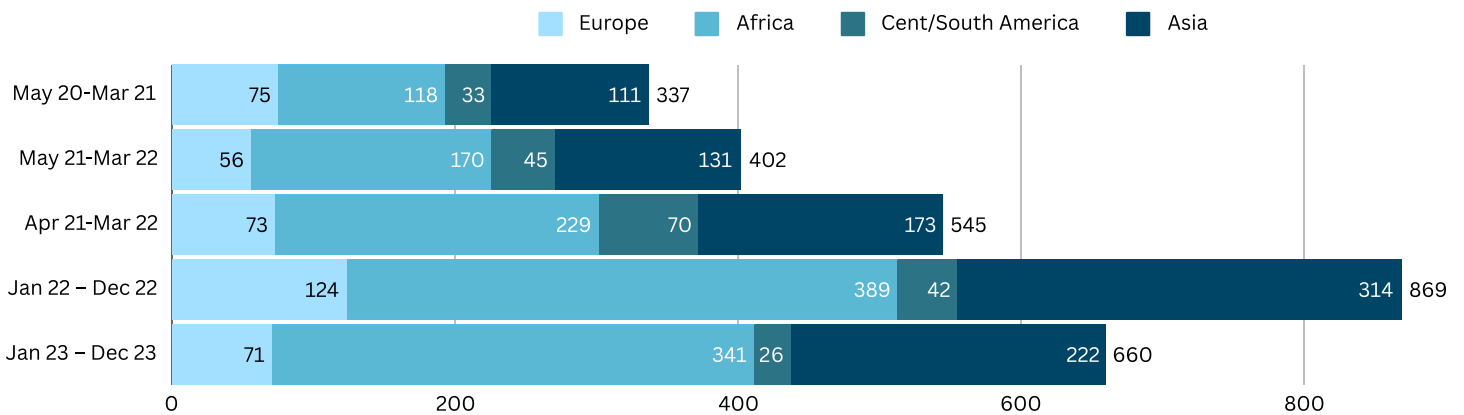
Xian, China – October 19-22
Rep. by Ms. Yvette Zhou

EDUCATIONAL VIDEO SERIES VIEWS Through December 31, 2023



BANNER ADVERTISEMENT ON THEPIGSITE.COM

View from around the world



USLGE ANNUAL FUNDING:

*ILDEX Vietnam travel conflict, partial year travel restrictions, events in China postponed to 2023 ~\$20,000

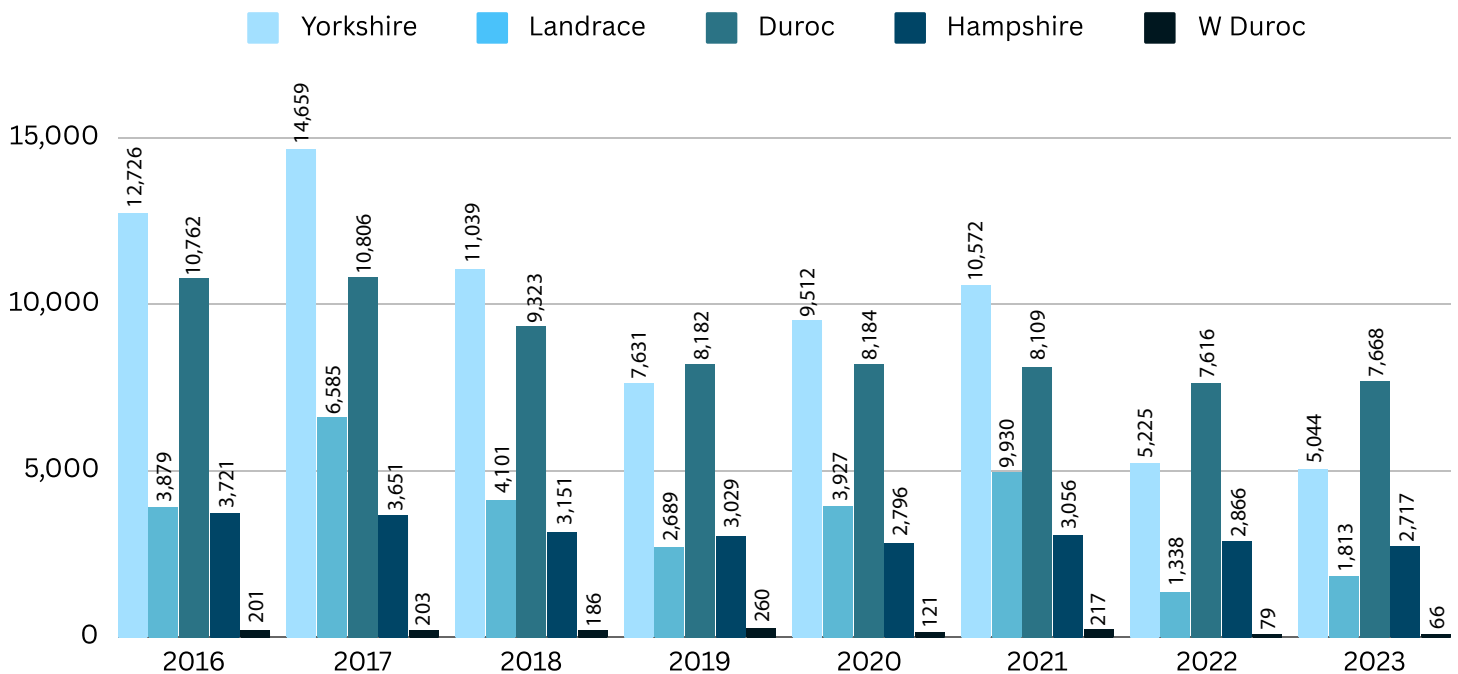
| Year | Budget | Spent | Expenditure Rate |
|------|-------------|--------------|------------------|
| 2015 | \$80,000.00 | \$80,900.78 | 101.1% |
| 2016 | \$80,000.00 | \$79,525.07 | 99.4% |
| 2017 | \$70,400.00 | \$67,571.50 | 96.0% |
| 2018 | \$60,400.00 | \$50,019.80 | 82.8% |
| 2019 | \$70,000.00 | \$62,009.70 | 88.6% |
| 2020 | \$75,000.00 | \$37,712.98 | 50.3% |
| 2021 | \$75,000.00 | \$66,857.23 | 89.1% |
| 2022 | \$71,500.00 | \$12,558.00* | 17.6% |
| 2023 | \$60,000.00 | \$34,870.24 | 58.1% |

EXPORT CHECK-OFF UPDATE

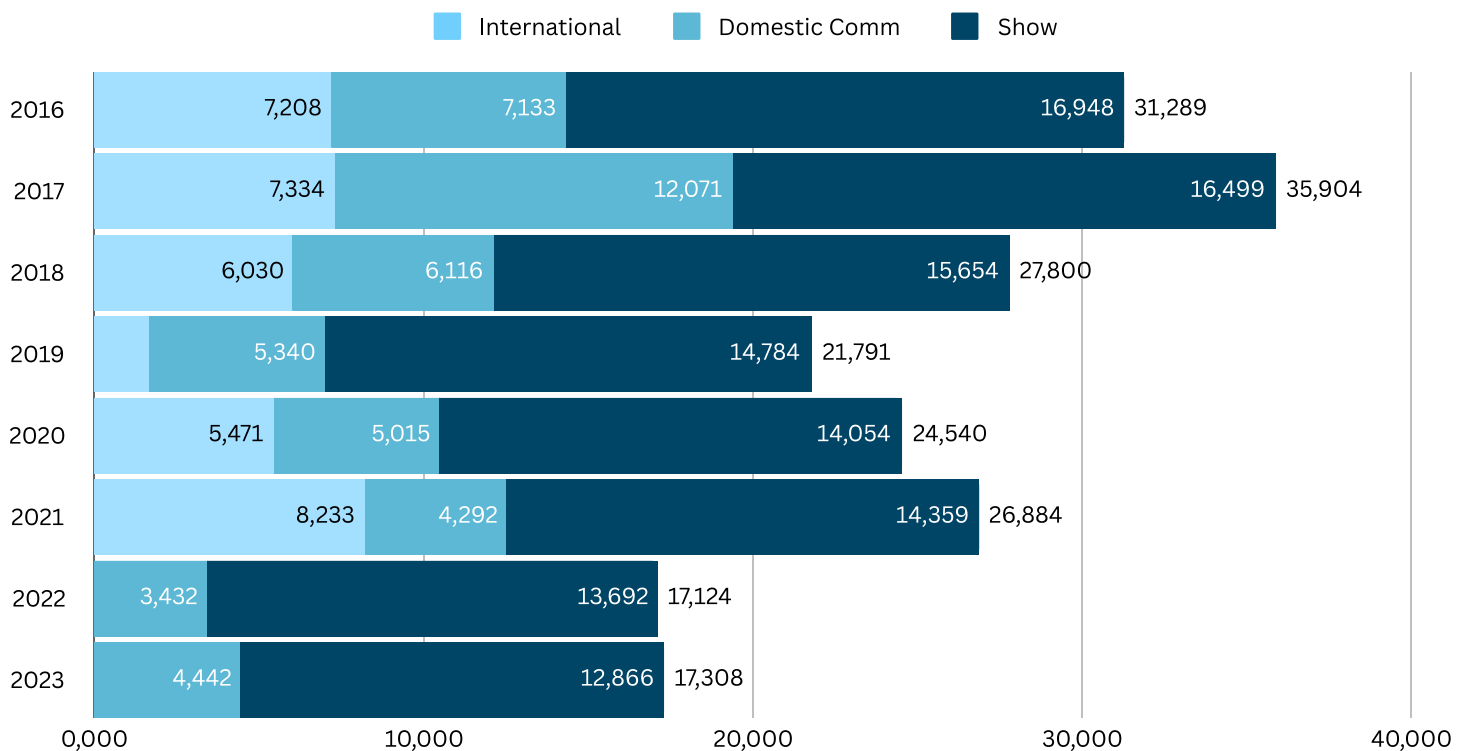
| Year | Check-Off | Export Pedigrees | Total |
|------|-------------|------------------|-------------|
| 2015 | \$15,246.62 | \$7,195.00 | \$22,441.62 |
| 2016 | \$10,024.00 | \$8,340.00 | \$18,364.00 |
| 2017 | \$9,809.60 | \$16,660.00 | \$26,469.60 |
| 2018 | \$15,669.63 | \$10,360.00 | \$26,029.63 |
| 2019 | \$4,702.57 | \$2,530.00 | \$7,232.57 |
| 2020 | \$17,896.15 | \$4,143.00 | \$22,039.15 |
| 2021 | \$6,097.18 | \$5,227.00 | \$11,324.18 |
| 2022 | \$8,678.05 | \$4,708.00 | \$13,386.05 |
| 2023 | \$3,224.00 | \$9,364.00 | \$12,588.00 |

YEARLY LITTER RECORDING

BY BREED



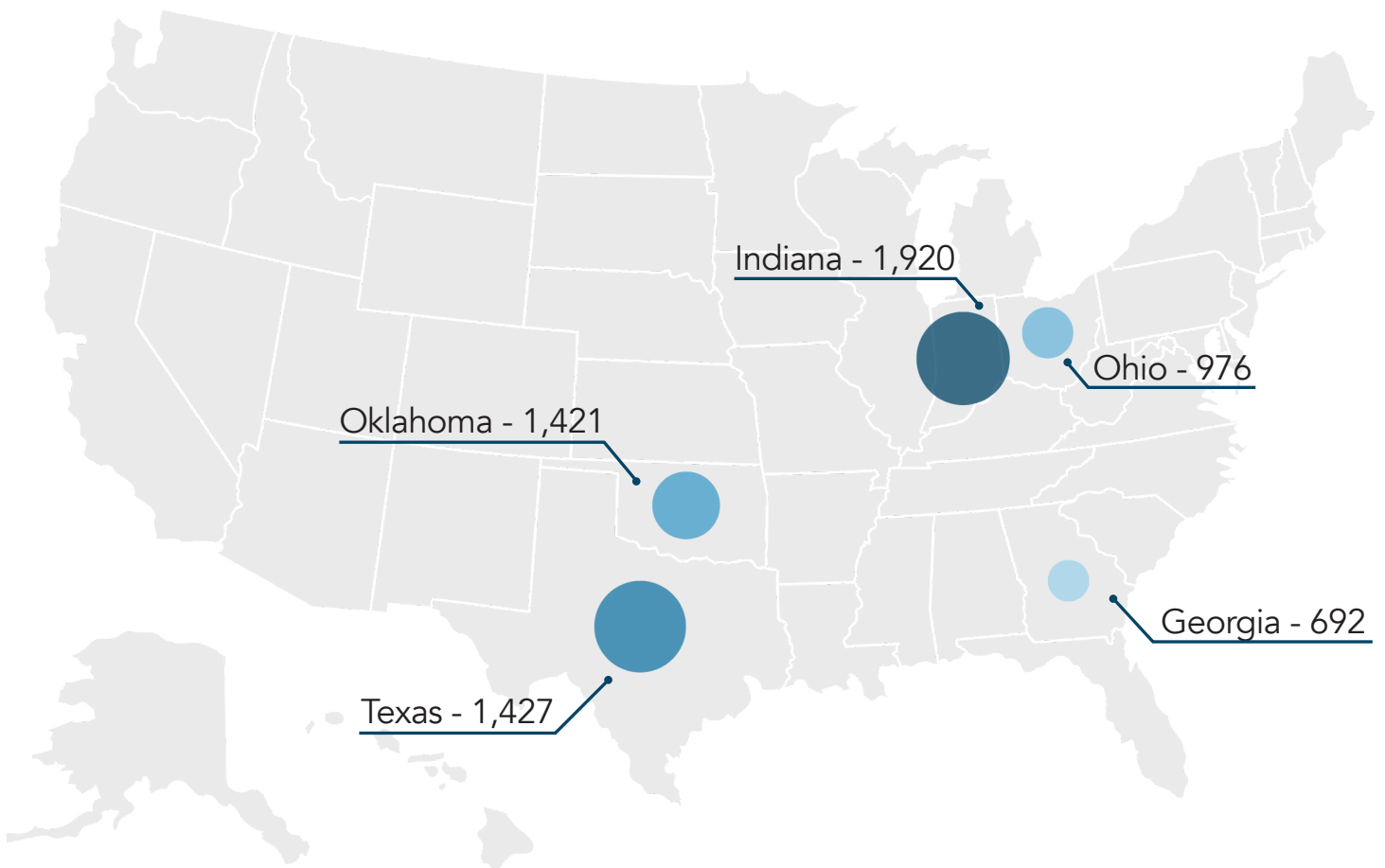
BY TYPE



NJSA

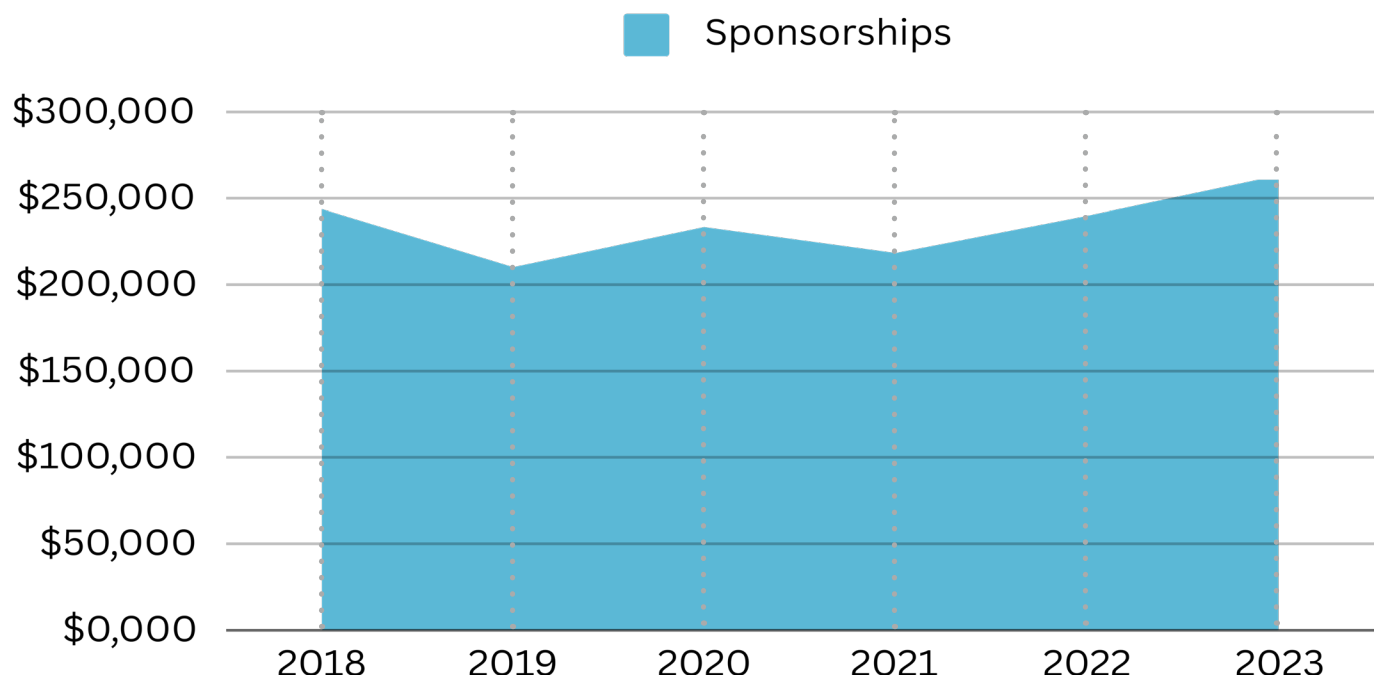
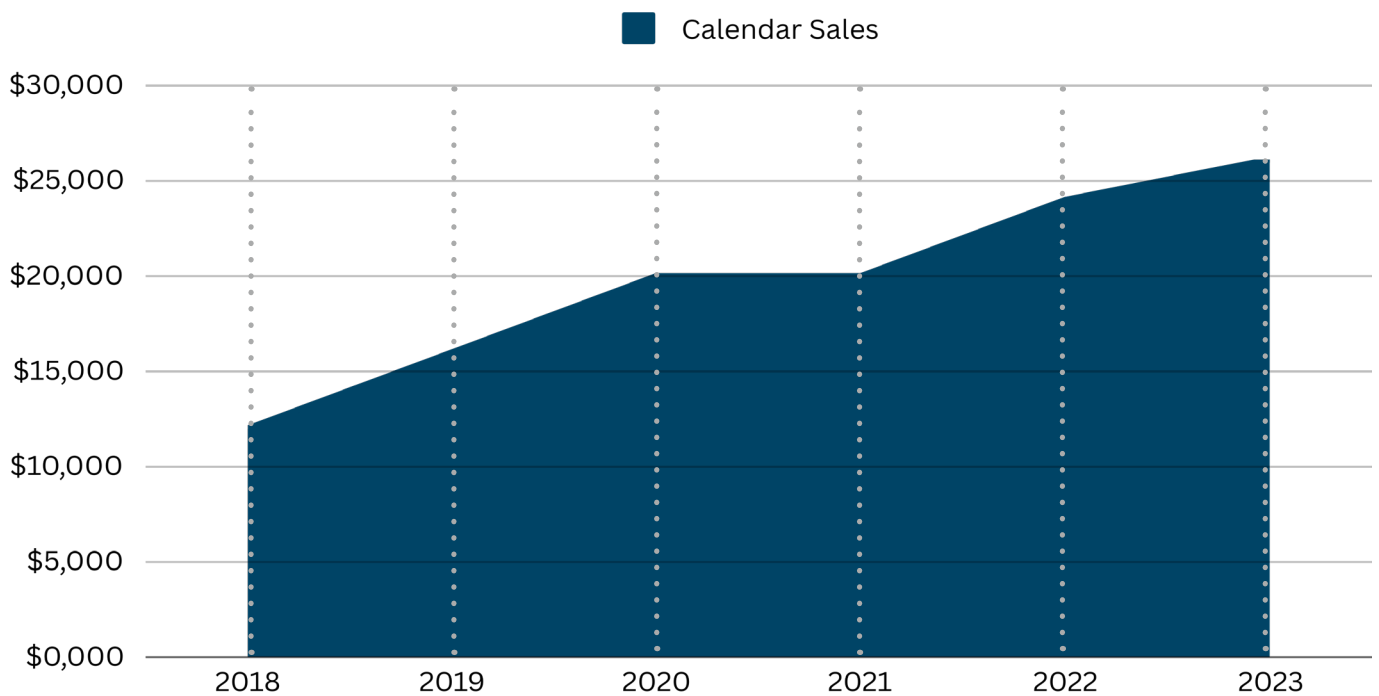
Members: 12,645 | States: 50 | Countries: 2

STATES WITH MOST MEMBERSHIP



NJSA SHOWS & EVENTS

| Show | Total | Exhibitors | States |
|---|-------|------------|--------|
| Southeast Regional - Perry, GA | 1,489 | 594 | 22 |
| NYLC | - | 51 | 15 |
| The Exposition - Des Moines, IA | 2,010 | 735 | 30 |
| National Junior Summer Spectacular - Louisville, KY | 1,585 | 698 | - |
| Southwest Regional - Woodward, OK | 321 | 146 | 10 |
| Eastern Regional - Hamburg, NY | 288 | 156 | 9 |
| Western Regional - Paso Robles, CA | 341 | 148 | 5 |



BALANCE SHEETS

DECEMBER 31, 2023

| Assests | 2023 |
|------------------------------|--------------------|
| Current Assests | |
| Cash | \$1,465,426 |
| CD's/Alternatives | \$477,448 |
| Accounts Receivable | \$158,342 |
| Due from Breeds | \$68,721 |
| Supply Inventory, at Cost | \$23,750 |
| Prepaid Expenses | \$41,647 |
| Total Current Assests | \$2,235,334 |
| Investments, at Market Value | \$238,658 |

| Liability | 2023 |
|-----------|------|
|-----------|------|

| Current Liabilities | |
|---------------------|--|
|---------------------|--|

| | |
|----------------------------------|------------------|
| Accounts Payable | \$38,324 |
| Deferred Revenue - Account | \$63,294 |
| Deferred Revenue - NJSA | \$182,127 |
| Deferred Revenue - Shows | \$13,500 |
| Deferred Revenue - Other | \$1,350 |
| Accrued Expenses | \$52,353 |
| SBA - EID Loans | \$127,163 |
| Total Current Liabilities | \$478,111 |

| Other Assests | 2023 |
|---------------|------|
|---------------|------|

| Property and Equipment | |
|------------------------|--|
|------------------------|--|

| | |
|------------------------------------|--------------------|
| Muscle Quality Equipment | \$8,097 |
| Office Equipment | \$676,698 |
| Computer Software | \$141,783 |
| Computer Equipment | \$111,386 |
| Vehicles | \$125,135 |
| Accumulated Depreciation | (\$979,091) |
| Property and Equipment, net | \$84,008 |
| Total Assets | \$2,558,000 |

| Members' Equity | |
|-----------------|--|
|-----------------|--|

| | |
|-------------------------------------|--------------------|
| United Duroc Swine Registry | \$664,462 |
| American Yorkshire Club | \$563,033 |
| Hampshire Swine Registry | \$667,081 |
| American Landrace Association | \$185,313 |
| Total Members' Equity | \$2,079,889 |
| Total Liabilities and Equity | \$2,558,000 |

SCHEDULE OF OPERATING REVENUES & EXPENSES: DECEMBER 31, 2023

2023

Shows & Sales

| | |
|---|--------------------|
| Sale Income | \$3,269,214 |
| Entry Income | \$133,036 |
| Sponsorships | - |
| Total-Shows & Sales Revenue | \$3,402,250 |
| Sale Consignments | \$2,761,484 |
| Show Expenses | \$299,301 |
| Total-Shows & Sales Expenses | \$3,060,785 |
| Operational Profit-Shows & Sales | \$341,465 |
| Administration - Allocated | \$261,688 |
| Net-Shows & Sales | \$79,777 |

NJSA & Fund Development

| | |
|---|--------------------|
| Sponsorship & Fundraising | \$452,522 |
| Entry Income | \$489,907 |
| Total-NJSA & Fund Dev Revenue | \$942,429 |
| Show Expenses | \$615,997 |
| Show Premiums | \$281,120 |
| Sponsorship Deliverables | \$3,994 |
| Affiliate Events | \$27,147 |
| Wages | \$119,210 |
| Fundraising Expenses | \$21,475 |
| Junior & Youth Advisory Board | \$15,995 |
| Total-NJSA & Fund Dev Expenses | \$1,084,938 |
| Operational (Loss)-NJSA & Fund Dev | (\$142,509) |
| Administration - Allocated | \$181,250 |
| Net-NJSA & Fund Development | (\$323,759) |

Pedigree

| | |
|------------------------------------|--------------------|
| Litter Registrations | \$892,833 |
| Transfers | \$299,791 |
| Membership & Maintenance Fees | \$102,255 |
| Contract Pedigrees | \$79,294 |
| Total-Pedigree Revenue | \$1,374,173 |
| Registration Supplies | \$11,176 |
| Wages | \$190,279 |
| Total-Pedigree Expenses | \$201,455 |
| Operational Profit-Pedigree | \$1,172,718 |
| Administraton - Allocated | \$567,195 |
| Net-Pedigree | \$605,523 |

Genetics & Technology

| | |
|---|-------------------|
| Export Pedigrees & Check-Off | \$12,588 |
| Certified Duroc | \$95,675 |
| Research Funds | \$38,793 |
| DNA Testing | \$122,714 |
| Total-Genetics & Technology Revenue | \$269,770 |
| Export Pedigrees & Check-Off | - |
| China Expenses | \$20,000 |
| ABG Expenses | \$7,685 |
| Certified Duroc | \$35,763 |
| Research Expenses | \$46,440 |
| DNA Testing | \$89,391 |
| Total-Genetics & Technology Expenses | \$199,279 |
| Operational Profit-Genetics & Technology | \$70,491 |
| Administration - Allocated | \$112,317 |
| Net-Genetics & Technology | (\$41,826) |

Magazine & Communication

| | |
|---|--------------------|
| Advertising | \$115,796 |
| Custom Projects | \$4,193 |
| Subscriptions & Seedstock Source | \$6,835 |
| Total-Magazine & Communications Revenue | \$126,824 |
| Printing & Production | \$114,430 |
| Photography | \$852 |
| Mailing | \$10,222 |
| Travel | \$133 |
| Custom Projects | \$1,637 |
| Wages & Contract Labor | \$58,260 |
| Total-Magazine & Communications Expenses | \$185,534 |
| Operational (Loss)-Magazine & Communications | (\$58,710) |
| Administration - Allocated | \$70,353 |
| Net-Magazine & Communications | (\$129,063) |

Administration

| | |
|-------------------------------------|------------------|
| Investment Income (Losses) | \$62,173 |
| Employee Retention Credit | \$90,048 |
| Finance & CC Charges | \$20,602 |
| Sale Service | \$4,500 |
| Credit Card Rewards | \$8,525 |
| Miscellaneous | \$2,898 |
| Total-Administration Revenue | \$188,746 |
| Fieldman Wages & Travel Expenses | \$81,909 |
| Staff Wages | \$495,908 |
| Employee Benefits | \$205,794 |
| Employee Payroll Taxes | \$68,394 |
| Staff Expenses | \$25,522 |
| Insurance | \$56,552 |

Administration

| | |
|--|--------------------|
| Utilities | \$13,433 |
| Telephone | \$6,745 |
| Repairs & Minor Equipment | \$12,657 |
| IT Support & Maintenance | \$68,204 |
| Postage | \$26,437 |
| Professional Fees | \$41,614 |
| Fees -Bank/Investment/CC | \$77,416 |
| Annual Meeting & Board Expenses | \$35,637 |
| Building Rent | \$20,200 |
| Grounds Maintenance | \$17,103 |
| Membership | \$4,115 |
| Sponsorship | \$9,800 |
| Supplies | \$15,438 |
| Depreciation/Loss on Disposal | \$36,744 |
| Pedigree Programming | \$49,350 |
| Bad Debts Exp (Recovery) | \$6,009 |
| Interest Expense (SBA EID Loan) | \$4,125 |
| Miscellaneous | \$2,443 |
| Total-Administration Expenses | \$1,381,549 |
| Net Administration for Allocation | \$1,192,803 |
| Allocation to Shows & Sales | (\$261,688) |
| Allocation to NJSA & Fund Dev | (\$181,250) |
| Allocation to Pedigree | (\$567,195) |
| Allocation to Research & Genetics | (\$112,317) |
| Allocation to Magazine & Communications | (\$70,353) |

Company Totals

| | |
|-----------------------------|--------------------|
| Total Revenue | \$6,304,192 |
| Total Expenses | \$6,113,540 |
| NSR Total Net Income | \$190,652 |



2639 Yeager Road
West Lafayette, IN 47906
Phone: 765.463.3594
Fax: 765.497.2959
www.nationalswine.com